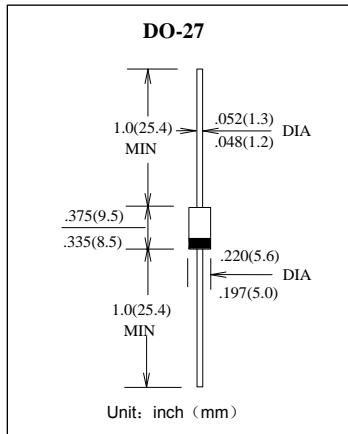


普通塑封整流二极管
反向电压 50 --- 1000 V
正向电流 5.0A

General Purpose Plastic Rectifier
Reverse Voltage 50 to 1000 V
Forward Current 5.0 A



特征 Features

- 反向漏电流低 Low reverse leakage
- 正向浪涌承受能力较强 High forward surge capability
- 高温焊接保证 High temperature soldering guaranteed:
260°C/10 秒, 0.375" (9.5mm)引线长度。
260°C/10 seconds, 0.375" (9.5mm) lead length,
- 引线可承受5 磅 (2.3kg) 拉力。 5 lbs. (2.3kg) tension
- 引线 and 管体皆符合RoHS标准。
Lead and body according with RoHS standard

机械数据 Mechanical Data

- 端子: 镀锡轴向引线 Terminals: Plated axial leads
- 极性: 色环端为负极 Polarity: Color band denotes cathode end
- 安装位置: 任意 Mounting Position: Any

极限值和温度特性 TA = 25°C 除非另有规定。

Maximum Ratings & Thermal Characteristics Ratings at 25°C ambient temperature unless otherwise specified.

	符号 Symbols	5A05	5A1	5A2	5A4	5A6	5A8	5A10	单位 Unit
重复反向峰值电压 repetitive peak reverse voltage	V_{RRM}	50	100	200	400	600	800	1000	V
反向工作峰值电压 peak reverse voltage	V_{RWM}	49	70	140	280	420	560	700	V
不重复反向峰值电压 Non repetitive peak reverse voltage	V_{RSM}	50	100	200	400	600	800	1000	V
最大正向平均整流电流 Maximum average forward rectified current	$I_{F(AV)}$	5.0							A
峰值正向浪涌电流 8.3ms单一正弦半波 Peak forward surge current 8.3 ms single half sine-wave	I_{FSM}	250							A
典型热阻 Typical thermal resistance	$R_{\theta JA}$	15							°C/W
工作结温和存储温度 Operating junction and storage temperature range	T_J, T_{STG}	-55 --- +150							°C

电特性 TA = 25°C 除非另有规定。

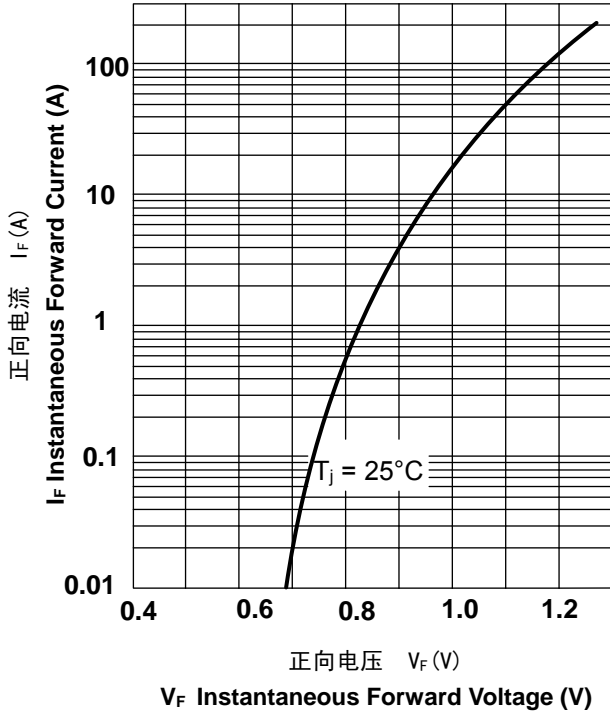
Electrical Characteristics Ratings at 25°C ambient temperature unless otherwise specified.

	符号 Symbols	5A05	5A1	5A2	5A4	5A6	5A8	5A10	单位 Unit
最大正向电压 Maximum forward voltage	$I_F = 5A$ V_F	1.1							V
最大反向漏电流 Maximum reverse current	TA= 25°C TA= 100°C I_R	10 100							μA
典型结电容 $V_R = 4.0V, f = 1MHz$ Type junction capacitance	C_j	150							pF

特性曲线 Characteristic Curves

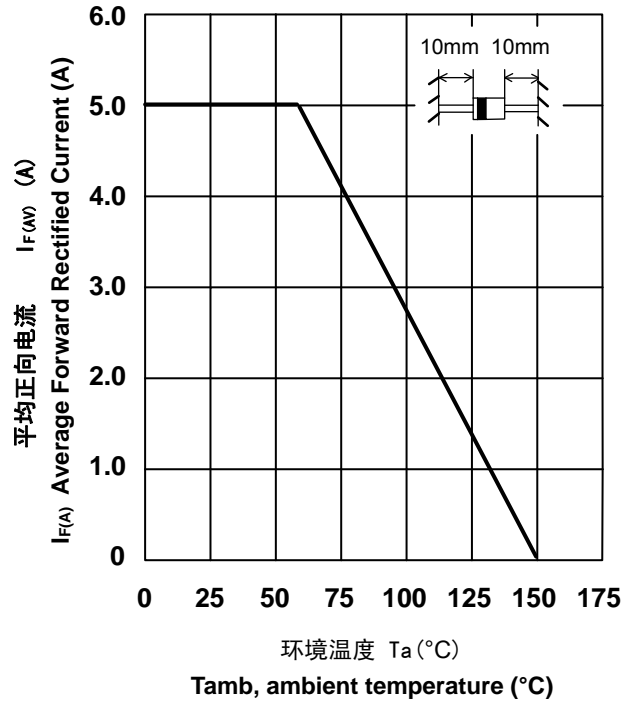
正向特性曲线 (典型值)

TYPICAL FORWARD CHARACTERISTIC



正向电流降额曲线

FORWARD CURRENT DERATING CURVE



浪涌特性曲线 (最大值)

MAXIMUM NON REPETITIVE PEAK FORWARD SURGE CURRENT

