

TUNING OF SEPERATE RESONANT CIRCUIT, PUSH-PULL  
CIRCUIT IN FM RANGE, ESPECIALLY FOR CAR AUDIO.

### FEATURES

- Low Series Resistance :  $r_s=0.3(\text{TYP.})$ .
- Small Package : SOT-23.

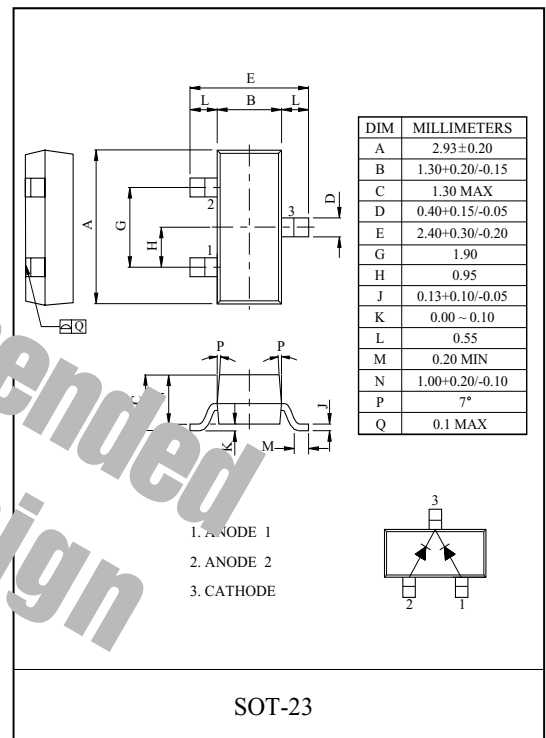
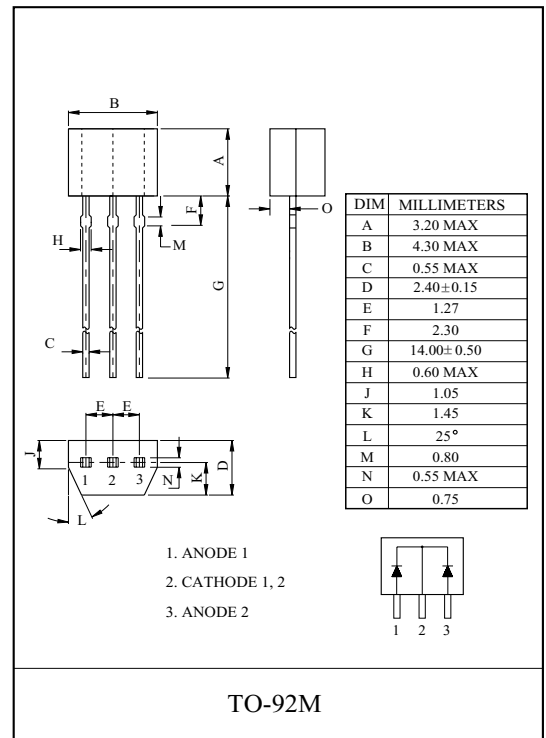
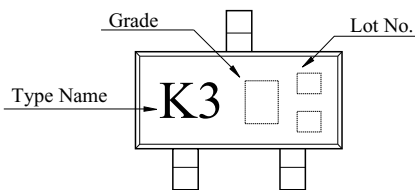
### MAXIMUM RATING (Ta=25 )

CHARACTERISTIC	SYMBOL	RATING	UNIT
Reverse Voltage	$V_R$	15	V
Junction Temperature	$T_j$	150	
Storage Temperature Range	$T_{stg}$	-55 150	

### CLASSIFICATION OF CAPACITANCE RATIO GRADE

GRADE	CAPACITANCE( $C_{2V}$ )	UNIT
A	42 47.5	pF
B	44 45.5	
C	44 45.5	
D	46.5	
E	47.5	

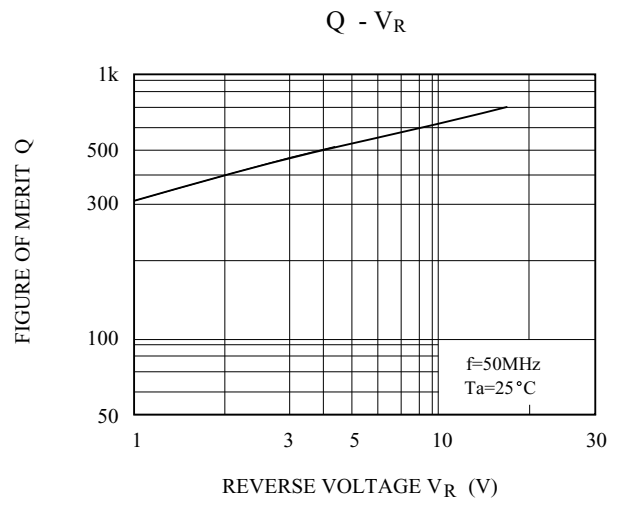
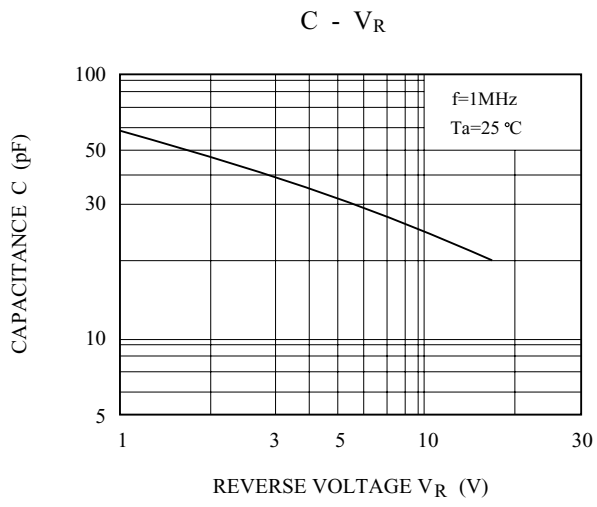
### Marking



### ELECTRICAL CHARACTERISTICS (Ta=25 )

CHARACTERISTIC	SYMBOL	TEST CONDITION	MIN.	TYP.	MAX.	UNIT
Reverse Voltage	$V_R$	$I_R=10 \mu\text{A}$	15	-	-	V
Reverse Current	$I_R$	$V_R=15\text{V}$	-	-	50	nA
Capacitance	$C_{2V}$	$V_R=2\text{V}, f=1\text{MHz}$	42	-	47.5	pF
	$C_{8V}$	$V_R=8\text{V}, f=1\text{MHz}$	24	-	28.8	
Capacitance Ratio	$C_{2V}/C_{8V}$		1.65	-	1.8	
Series Resistance	$r_s$	$C=38\text{pF}, f=100\text{MHz}$	-	0.3	0.4	

# KDV804M/S



**Not recommended  
for new design**