

AM2520F3C03

AM2520SF4C03

### Features

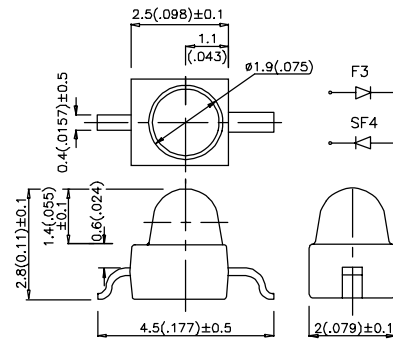
- SUBMINIATURE PACKAGE STYLE OF INFRA-RED LED.
- AVAILABLE ON TAPE AND REEL.
- COMPATIBLE WITH AUTOMATIC PLACEMENT EQUIPMENT.
- HIGH RELIABILITY AND LONG LIFETIME.

### Package Dimensions

### Description

F3 Made with Gallium Arsenide Infrared Emitting diodes.

SF4 Made with Gallium Aluminum Arsenide Infrared Emitting diodes.



### Notes:

1. All dimensions are in millimeters (inches).
2. Tolerance is  $\pm 0.25$  (0.01") unless otherwise noted.
3. Lead spacing is measured where the lead emerge package.
4. Specifications are subjected to change without notice.

### Selection Guide

Part No.	Dice	Lens Type	Iv (mW/sr) @20mA *50mA		Viewing Angle
			Min.	Typ.	
AM2520F3C03	GaAs	WATER CLEAR	2	6	30°
			*10	*15	30°
AM2520SF4C03	GaAlAs	WATER CLEAR	2	4	30°
			*3	*8	30°

### Note:

1.  $\theta 1/2$  is the angle from optical centerline where the luminous intensity is 1/2 the optical centerline value.

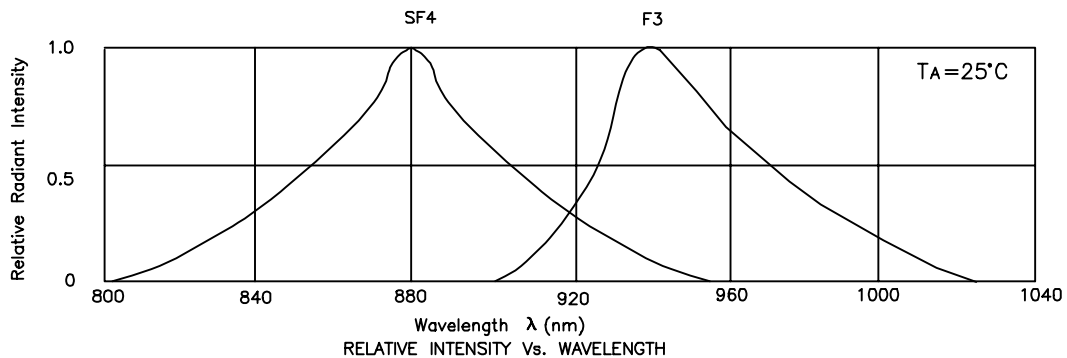
## Electrical / Optical Characteristics at T<sub>A</sub>=25°C

Item	P/N	Symbol	Typ.	Max.	Unit	Condition
Forward Voltage	F3 SF4	VF	1.2 1.4	1.5 1.7	V	IF=20mA
Reverse Current	F3 SF4	IR	-	10 10	uA	VR=5V
Junction Capacitance	F3 SF4	Co	90 90	-	pF	V=0 f=1MHz
Peak Spectral Wavelength	F3 SF4	IR	940 880	-	nm	IF=20mA
Spectral Bandwidth	F3 SF4	Δλ	50 50	-	nm	IF=20mA

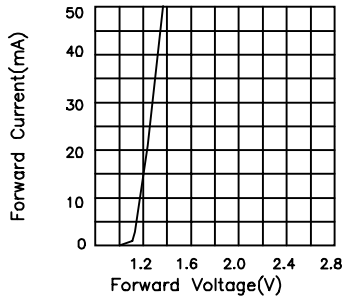
## Absolute Maximum Ratings at T<sub>A</sub>=25°C

Item	Symbol	Maximum Rating	Units
Power Dissipation	Pd	100	mW
Forward Current	IF	50	mA
Peak Forward Current	I <sub>p</sub>	1.2	A
Reverse Voltage	VR	5	V
Operating Temperature	T <sub>opr</sub>	-45~ +80	°C
Storage Temperature	T <sub>stg</sub>	-45~ +80	°C

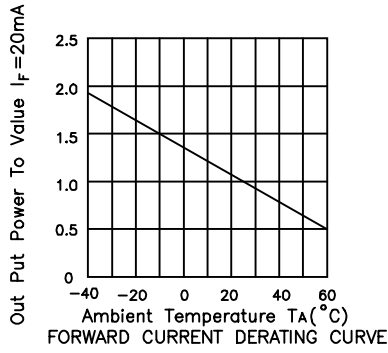
Note:  
1.Ip Condition : 1/10 Duty Cycle, 0.1ms Pluse Width.



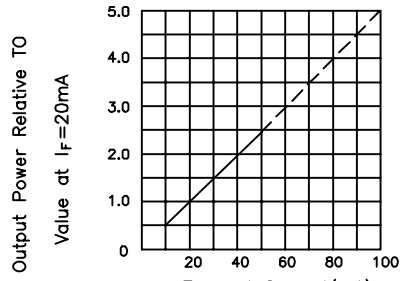
## AM2520F3C03



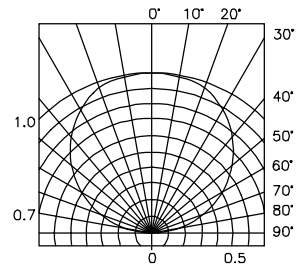
FORWARD CURRENT Vs. FORWARD VOLTAGE



FORWARD CURRENT DERATING CURVE

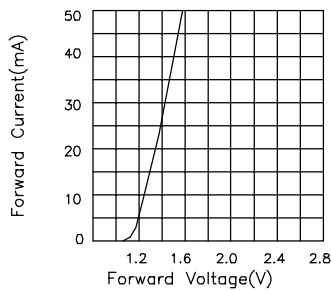


Relative Radiant Intensity Vs. Forward Current

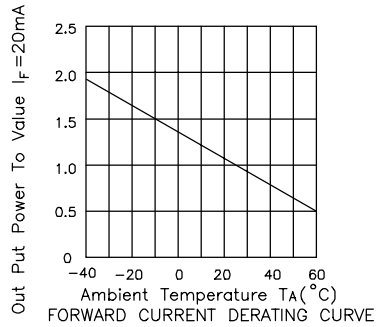


SPATIAL DISTRIBUTION

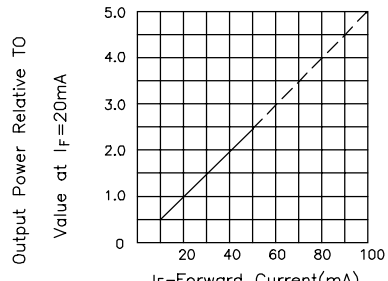
## AM2520SF4C03



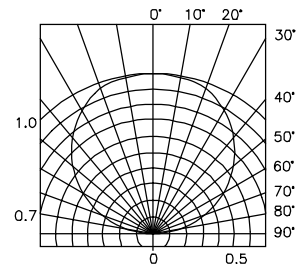
FORWARD CURRENT Vs. FORWARD VOLTAGE



FORWARD CURRENT DERATING CURVE

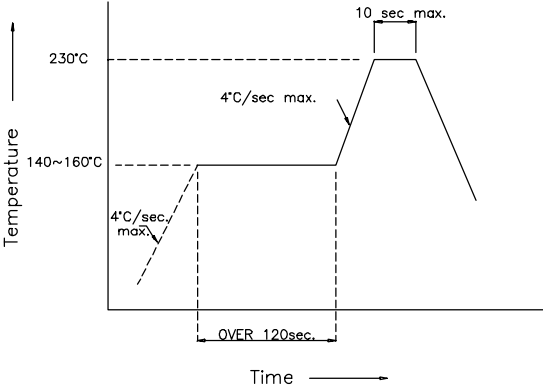


Relative Radiant Intensity Vs. Forward Current

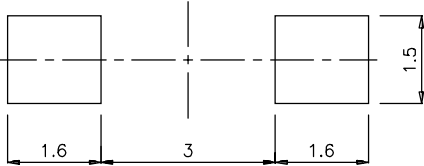


SPATIAL DISTRIBUTION

## AM2520F3C03,AM2520SF4C03 SMT Reflow Soldering Instructions



## AM2520F3C03,AM2520SF4C03 Recommended Soldering Pattern (Units : mm)



## AM2520F3C03,AM2520SF4C03 Tape Specifications

(Units : mm)

