


### RoHS 154 Series OMNI-BLOK® Fuse and Fuse Holder



#### Description




The RoHS Compliant 154 Series OMNI-BLOK® offers a solution for efficient installation and easy replacement of miniature Nano<sup>2</sup> surface mount fuses.

Offered in a tape and reel package, this fuse holder and fuse combination can be installed on a PC board as an efficient single step. Fuse replacement is accomplished without exposing the PC board to the detrimental effects of solder heat.

The fuse holder unit may be sold as a stand alone item, shipped in bulk quantity (not pre-packaged in tape and reel cartridges) using part number 01550900. Please contact Littelfuse for additional information.

#### Agency Approvals

Recognized under the Components Program of Underwriters Laboratories and Certified by CSA. Approved by METI from 1 through 5 amperes.

AGENCY	AGENCY FILE NUMBER	AMPERE RANGE
	06NK10064	0154 series .062A - 10A / 0154T series .375A - 5A
	CSA 6225	0154 series .062A - 10A / 0154T series .375A - 5A
	UL E147211	0154 series 1A - 10A / 0154T series: 1A - 5A

#### Features

- Easy fuse replacement
- Miniature size
- RoHS compliant
- Very fast acting and time lag options available
- Holder sized to fit a range of Nano<sup>2</sup> type fuses
- Low fuse temperature de-rating
- Wide range of current rating available
  - Fast-Acting: 62mA-10A
  - Slo-Blo®: 375mA-5A
- Wide operating temperature range
- Heat-resistant fuseholder, UL94 V-0

#### Ordering Information

##### With Very Fast-Acting Fuse Installed

Catalog Number	Ampere Rating	Amp Code	Fuse Furnished*
0154.062	1/16	.062	0451.062
0154.125	1/8	.125	0451.125
0154.250	1/4	.250	0453.250
0154.375	3/8	.375	0453.375
0154.500	1/2	.500	0453.500
0154.750	3/4	.750	0453.750
0154001.	1	001.	0453001.
015401.5	1.5	01.5	045301.5
0154002.	2	002.	0453002.
015402.5	2.5	02.5	045302.5
0154003.	3	003.	0453003.
015403.5	3.5	03.5	045303.5
0154004.	4	004.	0453004.
0154005.	5	005.	0453005.
015406.3	6.3	06.3	0453006.
0154007.	7	007.	0453007.
0154008.	8	008.	0453008.
0154010.	10	010.	0453010.

##### With Time Lag (Slo-Blo®) Fuse Installed

Catalog Number	Ampere Rating	Amp Code	Fuse Furnished*
0154.375T	3/8	.062	0454.375
0154.500T	1/2	.500	0454.500
0154.750T	3/4	.750	0454.750
0154001.T	1	001.	0454001.
015401.5T	1 1/2	01.5	045401.5
0154002.T	2	002.	0454002.
015402.5T	2 1/2	02.5	045402.5
0154003.T	3	003.	0454003.
015403.5T	3 1/2	03.5	045403.5
0154004.T	4	004.	0454004.
0154005.T	5	005.	0454005.

\* The 453 and 454 Series fuses identified above have silver plated end caps, designed to accommodate solder reflow processes:

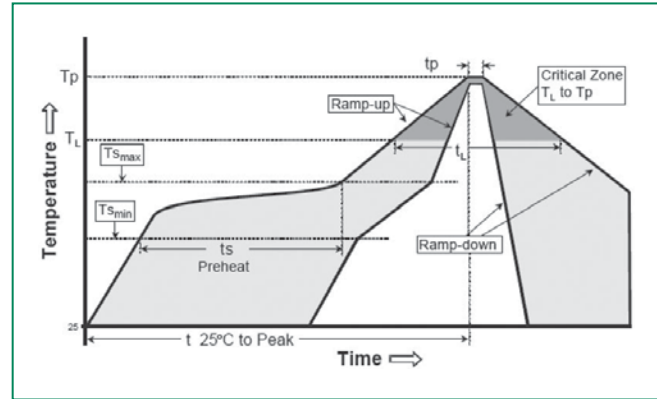
For 453 Series fuse replacement, either 451, 453 or 448 Series may be used.

For 454 Series fuse replacement, either 452, 454 or 449 Series may be used.

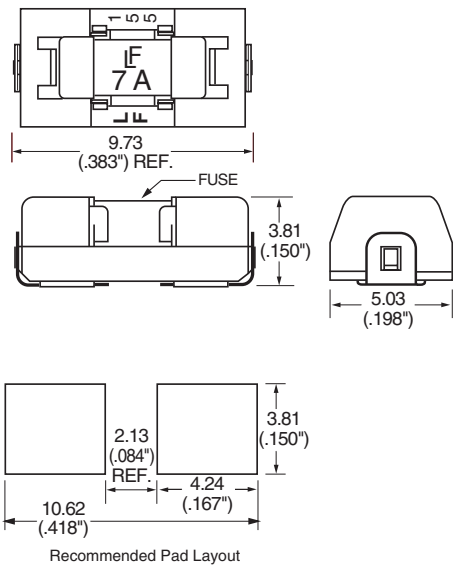
For detailed operating characteristic and performance information for each of the fuse series mentioned above, please refer to their respective data available online at [www.littelfuse.com](http://www.littelfuse.com).

**Soldering Parameters**

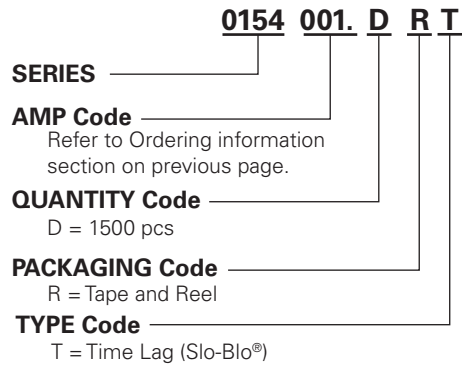
Reflow Condition		Sn-Pb Eutectic Assembly
Pre Heat	- Temperature Min ( $T_{s(min)}$ )	100°C
	- Temperature Max ( $T_{s(max)}$ )	150°C
	- Time (Min to Max) ( $T_s$ )	60 – 120 secs
Average ramp up rate (Liquidus Temp ( $T_L$ ) to peak)		3°C/second max
Reflow	- Temperature ( $T_L$ ) (Liquidus)	183°C
	- Time ( $t_L$ )	60 – 90 seconds
Peak Temperature ( $T_p$ )		225 <sup>+0/-5</sup> °C
Time within 5°C of actual peak Temperature ( $t_p$ )		10 – 30 seconds
Ramp-down Rate		6°C/second Max
Time 25°C to peak Temperature ( $T_p$ )		6 minutes Max.
Do not exceed		230°C



**Dimensions**



**Part Numbering System**



**Example:**  
1.5 amp product is  
0443 **01.5** D R (5 amp  
product shown above).

**Packaging**

Packaging Option	Packaging Specification	Quantity	Quantity & Packaging Code
Reel Pack	EIA RS-481-2 (IEC 286, part 3)	1500	DR