

C/A-5570EG 2.0 INCH, 5 X 7 DOT MATRIX DISPLAY (MULTI-COLOR)


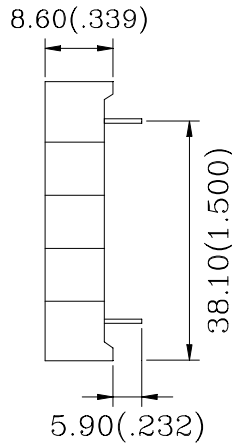
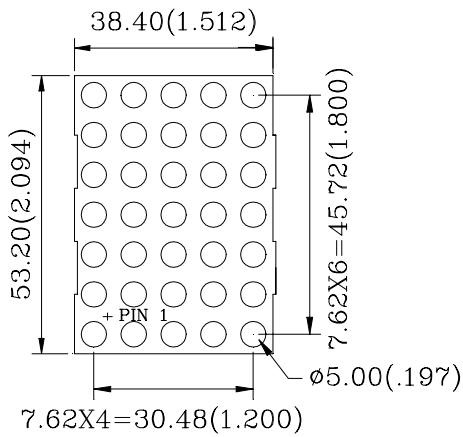
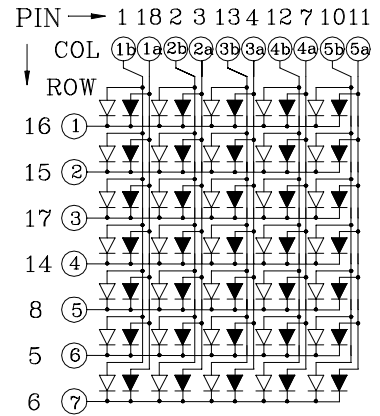
Shape	Part No.		Chip		Wave Length λ_p (nm)	Electro-Optical Characteristics			Fig. No.
	Common Cathode	Common Anode	Raw Material	Emitted Color		Vf(V)20mA		Iv(ucd)10mA	
						Typ.	Max.	Typ.	
	C-5570EG	A-5570EG	GaAsP/GaP	Hi.effi Red	635	2.0	2.8	3600	D98
			GaP	Green	565	2.1	2.8	3400	

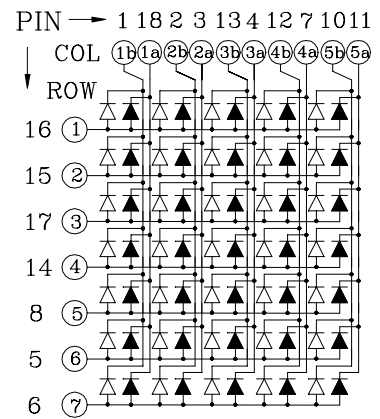
Fig.D98



C-5570EG

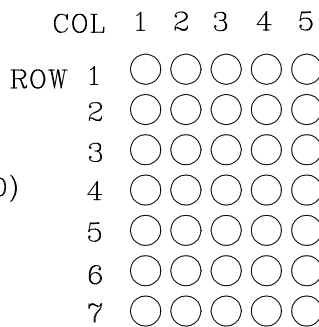
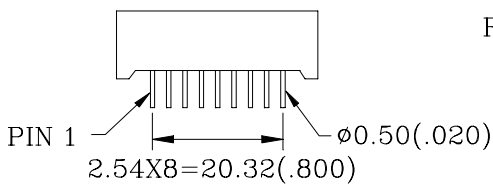


A-5570EG



9 NO CONNECT

▶ "a" for Red color chip
 ✦ "b" for Green color chip



1.All dimension are in millimeters (inches).
 2.Tolerance is ± 0.25 mm (0.01") unless otherwise specified.