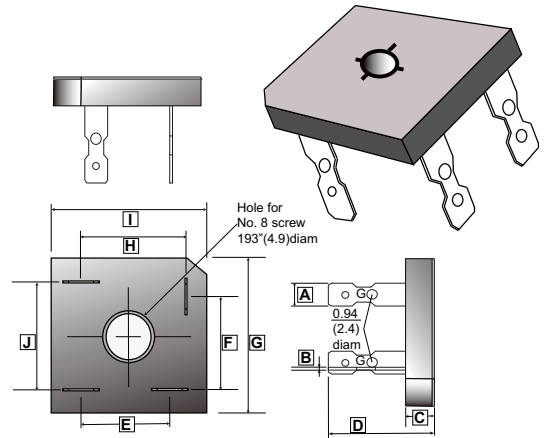


RoHS Compliant Product  
 A suffix of "-C" specifies halogen-free

**FEATURES**

- Surge overload -300~450 amperes peak
- Low forward voltage drop
- Mounting position : Any
- Electrically isolated base-2000 Volts
- Solderable 0.25" FASTON terminals
- Materials used carries U/L recognition

**GBPC**



REF.	Millimeter		REF.	Millimeter	
	Min.	Max.		Min.	Max.
A	6.10	6.50	F	16.3	16.8
B	0.65	0.95	G	28.3	28.8
C	7.00	8.50	H	16.4	16.8
D	22.3	23.7	I	28.3	28.8
E	14.0	14.5	J	17.8	18.4

**MAXIMUM RATINGS AND ELECTRICAL CHARACTERISTICS**

(Rating at 25°C ambient temperature unless otherwise specified. Single phase, half wave , 60Hz, resistive or inductive load.  
 For capacitive load, de-rate current by 20%)

Parameter	Symbol	Part Number						Unit
		GBPC 3501	GBPC 3502	GBPC 3504	GBPC 3506	GBPC 3508	GBPC 3510	
Maximum Recurrent Peak Reverse Voltage	$V_{RRM}$	100	200	400	600	800	1000	V
Maximum RMS Voltage	$V_{RMS}$	70	140	280	420	560	700	V
Maximum Average Forward Rectified Output Current @ $T_C=55^\circ C$	$I_{(AV)}$	35						A
Peak Forward Surge Current, 8.3ms single half sine-wave superimposed on rated load (JEDEC Method)	$I_{FSM}$	400						A
Maximum Forward Voltage Drop Per Element @ 7.5 / 12.5 / 17.5 / 25 A Peak	$V_F$	1.1						V
Maximum DC Reverse Current at Rated DC Blocking Voltage Per Element @ $T_J=25^\circ C$	$I_R$	10						$\mu A$
Operating and Storage Temperature Range	$T_J, T_{STG}$	-55~150						$^\circ C$

**CHARACTERISTIC CURVES**

FIG.1-MAXMUN FORWARD SURGE CURRENT

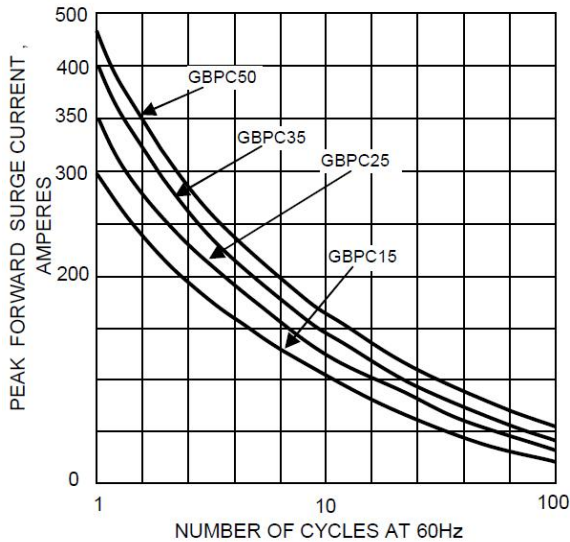


FIG.2- DERATING CURVE OUTPUT RECTIFIED CURRENT

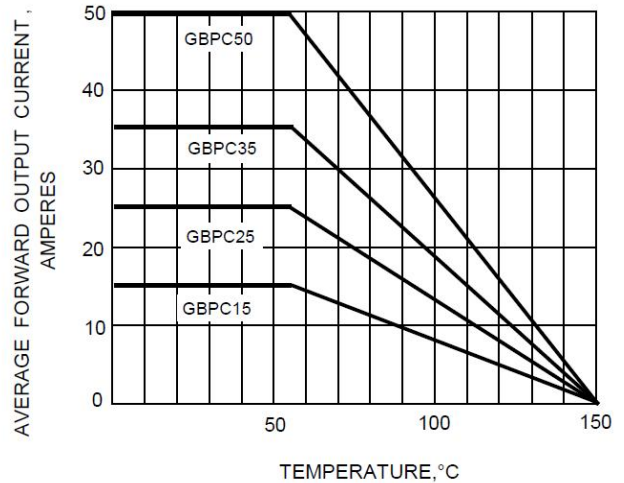


FIG.3-TYPICAL FORWARD CHARACTERISTICS

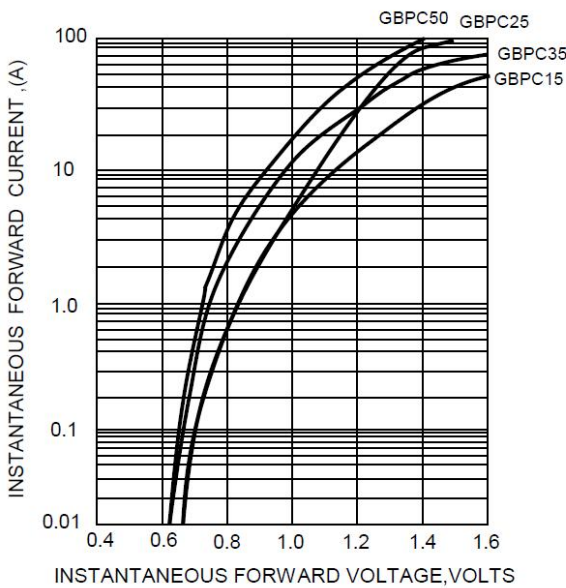


FIG.4-TYPICAL REVERSE CHARACTERISTICS

